

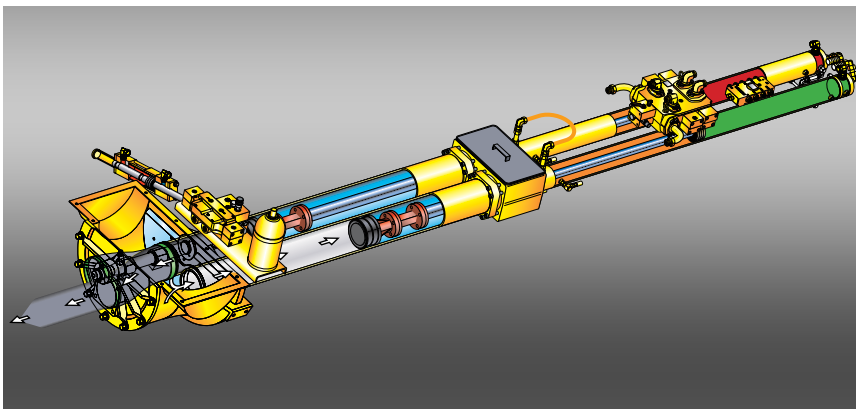
S 20

Truck-Mounted concrete pump
with 4-section placing boom



A UNIQUE BOOM DESIGN IN A COMPACT PACKAGE

The shortest Schwing boom is long on versatility with 820 degrees of total articulation from the Double Z for residential, specialty and commercial work.



This open loop **Generation 3** all-hydraulic concrete pump sets the standard for fuel-efficiency, reliability and performance. Twin circuit hydraulics combine with the longest stroking pumping cylinders in the industry for a smooth, continuous flow of concrete which also translates to longer boom life. **Rock Valve** is designed to pump the harshest mixes and provide the lowest per yard operating costs.



Patented **Vector Controls** allow two-way communication between pump and operator. Critical real-time operating data is displayed at the remote box and stored in the controller for easy retrieval.



Here is a unique boom on a compact chassis affording pumpers, concrete contractors and specialty contractors a versatile tool to expand their concrete pumping opportunities while also performing conventional work. The four-section Double Z boom offers a total of 820 degrees of articulation with 270 degrees at both the third and fourth sections, allowing many configurations in confined spaces. Combined with a 12-foot 8-inch unfolding height, the S 20 can be used indoors, under overhead structures and in tunnels. Outrigger spacing is 12 feet 8 inches in the front and 7 feet 1 inches in the rear, for easy setup on crowded job sites. Overall reach of the boom is 63 feet 9 inches vertically and 51 feet 10 inches horizontally. The boom can rotate 370 degrees in either direction, enhancing versatility on tight projects. The boom is equipped with full five-inch pipe.

The standard pump kit is the 2023-3 110/75 MPS with 130 cubic yards per hour output, operating through nine-inch diameter pumping cylinders. The twin-cylinder all-hydraulic unit sequences the pumping cylinders through the proven M Rock Valve, providing maximum sealing efficiency in a totally rebuildable valve with a minimum of moving parts. Contractors can pump with confidence in all situations with the S 20, handling mixes with up to 2.5-inch aggregate and applying up to 1090 psi on the concrete.



The S 20's utilization benefits from its convenient ability to perform as a line pump with a standard back-end 180-degree rotating outlet.



The unit also features excellent storage for clamps and additional system with fold down sideboard access on the driver's side to a 13-foot loading deck.

SPECIFICATIONS

Pump Kit on S 20

2023-3 110/75 MPS

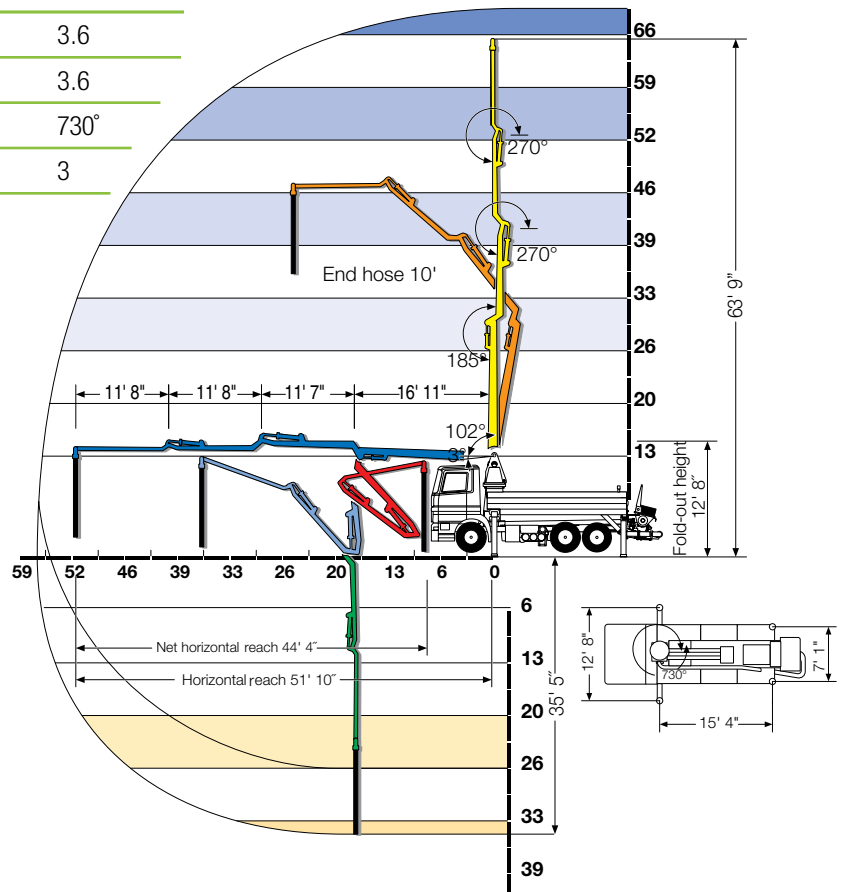
	U.S.	Metric
Theor. Concrete Output Per Hour (cubic yards - cubic meters)	130	99
Maximum Pressure on Concrete (psi - bar)	1161	80
Maximum Strokes Per Minute	20	20
Material Cylinder Diameter (in. - mm)	9	230
Material Cylinder Stroke Length (in. - mm)	79	2000
Differential Cylinder Size (in. - mm)	4.3	110
Maximum Aggregate Size (in. - mm)	2.5	63.5

Boom Specifications

S 20

	U.S.	Metric
Pipeline Diameter (in. - mm)	5	125
Vertical Reach (ft.-in. - m)	63-9	19.4
Horizontal Reach (ft.-in. - m)	51-10	15.8
Net Horizontal Reach (ft.-in.- m)	44-4	13.5
Unfolding Height (ft.-in. - m)	12-8	3.9
Section Lengths		
First Section (ft.-in. - m)	16-11	5.1
Second Section (ft.-in. - m)	11-7	3.5
Third Section (ft.-in. - m)	11-8	3.6
Fourth Section (ft.-in. - m)	11-8	3.6
Slewing Range (degrees)	730°	730°
End hose length (ft. - m)	10	3

Specifications are subject to change without prior notice.




Only one manufacturer can supply the Schwing experience.

Thousands of our customers form a backdrop of success that you can join by letting us spec the right piece of equipment for your needs. And a select group of knowledgeable dealers provides another layer of invaluable experience. You and your staff will be welcomed into our dedicated training facility to learn how to extract the maximum profitability from your Schwing. And your investment is backed by the exclusive Green Shield warranty that can be extended to an industry-leading three years.



*More than 400,000 square feet are devoted to producing the highest quality concrete equipment at our **White Bear, Minnesota** plant. From close inspection of incoming materials to forming our products with the latest robotic welding techniques, Schwing takes craftsmanship to the highest standards. Our state-of-the-art paint facility produces finished products you will be proud to put your name on. In addition, a vast inventory of parts are on hand to keep your Schwing product running at maximum efficiency. Please schedule a visit to this modern facility located minutes north of Minneapolis/St. Paul to see our long-term commitment to the market.*

S 20 (Dimensions may vary unit to unit or for other makes and models of trucks.)



SCHWING-STETTER MOVES CONCRETE. **WORLDWIDE.**

Wherever concrete is produced and moved is where you will find Schwing-Stetter machinery.

With plants in Germany, Austria, USA, Brazil, Russia, China and India as well as with more than 100 sales and service facilities, the group of companies is always close to the customer.

Our wide range of products with something for every application is what makes Schwing-Stetter the No. 1 system supplier for concrete machinery worldwide.



CONCRETE
BATCHING PLANTS



TRUCK
MIXERS



TRUCK-MOUNTED
CONCRETE PUMPS



STATIONARY
CONCRETE PUMPS



SEPARATE
PLACING BOOMS



CONCRETE
RECYCLERS

